



Micro Commercial Components

Micro Commercial Components
 20736 Marilla Street Chatsworth
 CA 91311
 Phone: (818) 701-4933
 Fax: (818) 701-4939

**LLUDZS3.6B
 THRU
 LLUDZS36B**

Features

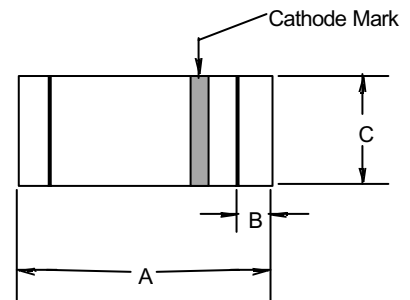
- € Saving space
- € Fits onto SOD-323 footprints
- € Very tight tolerance on zener breakdown voltage
- € Micro MELF package

**200 mW
 Zener Diode
 3.6 to 36 Volts**

Absolute Maximum Ratings

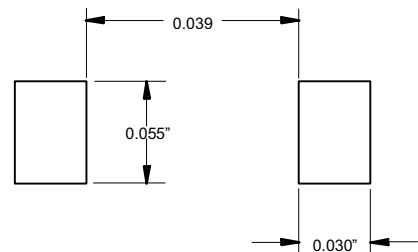
Symbol	Parameter	Rating	Unit
P _D	Power dissipation	200	mW
T _J	Junction Temperature	150	°C
T _{STG}	Storage Temperature Range	-55 to +150	°C

MICROMELF



DIM	DIMENSIONS				NOTE
	INCHES		MM		
	MIN	MAX	MIN	MAX	
A	.071	.079	1.8	2.0	
B	.004	.008	.10	.20	
C	.047	.051	1.20	1.30	∅

**SUGGESTED SOLDER
 PAD LAYOUT**



Electrical Characteristics

T_j=25

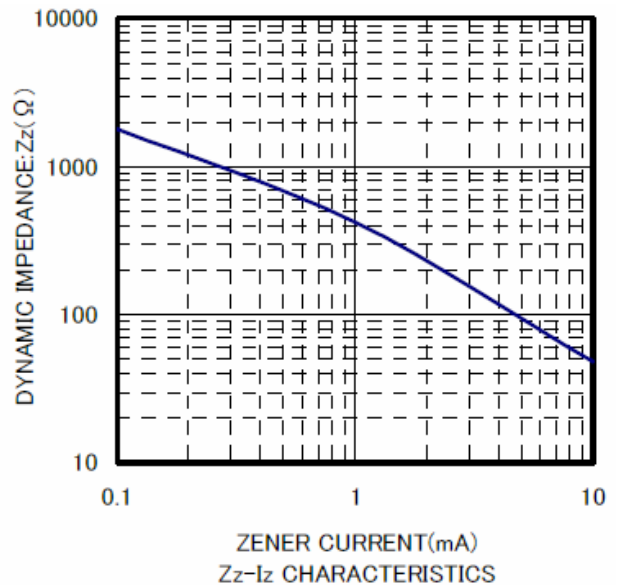
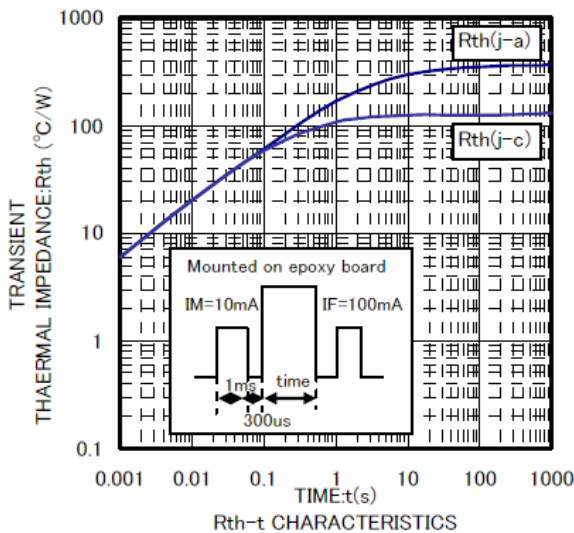
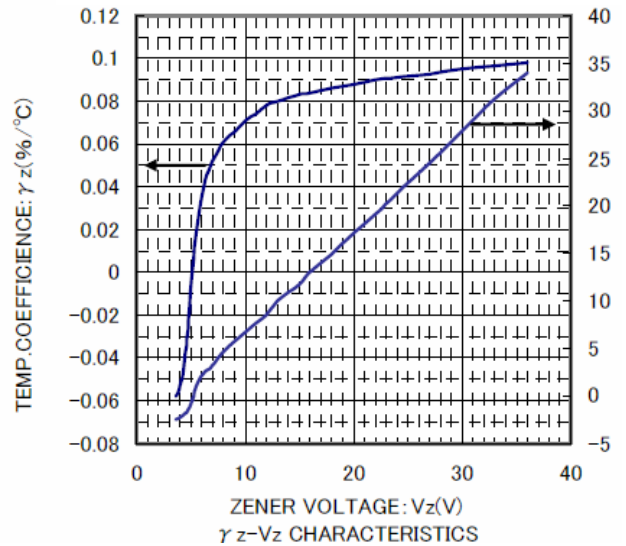
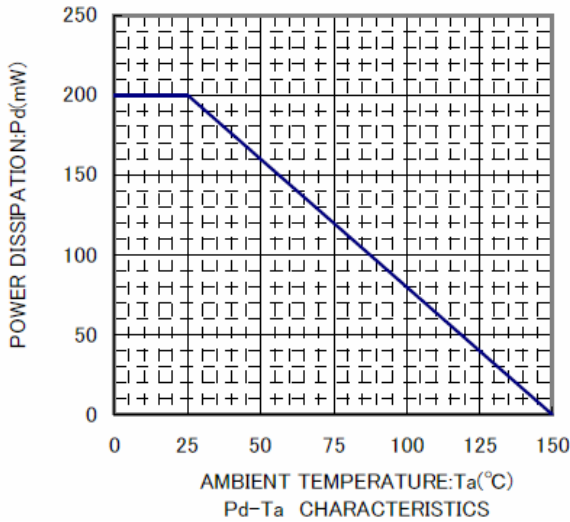
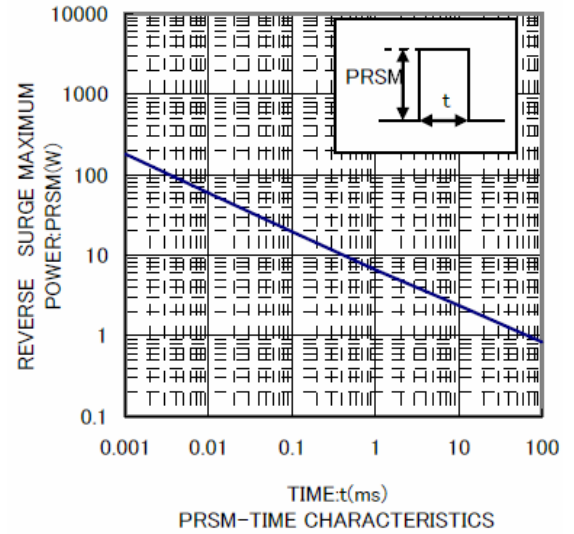
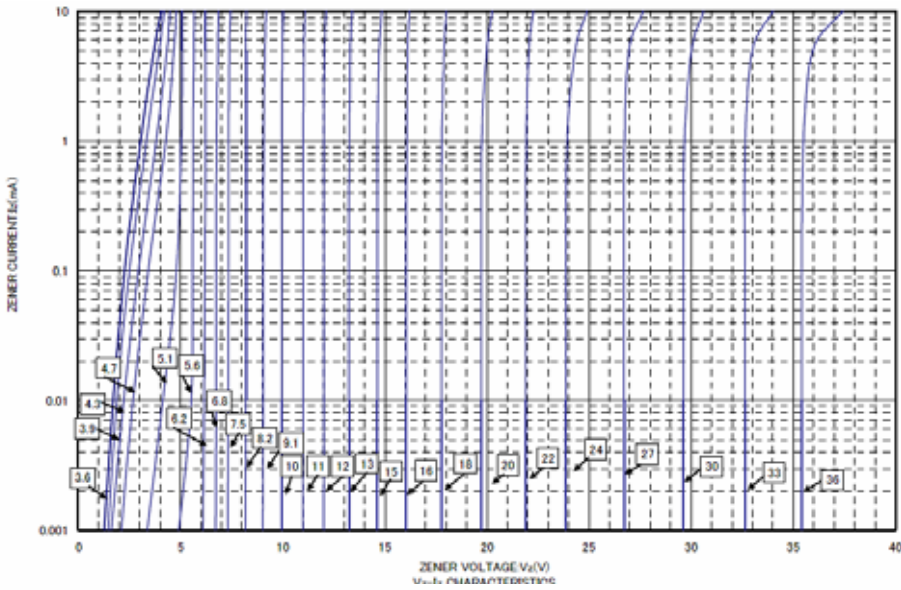
Type Number	Zener voltage range ¹⁾			Maximum zener Impedance ²⁾			Reverse current ¹⁾	
	V _Z (V) @ I _{ZT}	I _{ZT}	Z _{ZT}	Z _{ZK}	I _{ZK}	I _R	V _R	
	Min.	Max.	mA	Ω		mA	μA	V
LLUDZS3.6B	3.60	3.845	5	100	1000	1.0	10	1.0
LLUDZS3.9B	3.89	4.16	5	100	1000	1.0	5	1.0
LLUDZS4.3B	4.17	4.43	5	100	1000	1.0	5	1.0
LLUDZS4.7B	4.55	4.75	5	100	800	0.5	2	1.0
LLUDZS5.1B	4.98	5.20	5	80	500	0.5	2	1.5
LLUDZS5.6B	5.49	5.73	5	60	200	0.5	1	2.5
LLUDZS6.2B	6.06	6.33	5	60	100	0.5	1	3.0
LLUDZS6.8B	6.65	6.93	5	40	60	0.5	0.5	3.5
LLUDZS7.5B	7.28	7.60	5	30	60	0.5	0.5	4.0
LLUDZS8.2B	8.02	8.36	5	30	60	0.5	0.5	5.0
LLUDZS9.1B	8.85	9.23	5	30	60	0.5	0.5	6.0
LLUDZS10B	9.77	10.21	5	30	60	0.5	0.1	7.0
LLUDZS11B	10.76	11.22	5	30	60	0.5	0.1	8.0
LLUDZS12B	11.74	12.24	5	30	80	0.5	0.1	9.0
LLUDZS13B	12.91	13.49	5	37	80	0.5	0.1	10
LLUDZS15B	14.34	14.98	5	42	80	0.5	0.1	11
LLUDZS16B	15.85	16.51	5	50	80	0.5	0.1	12
LLUDZS18B	17.56	18.35	5	65	80	0.5	0.1	13
LLUDZS20B	19.52	20.39	5	85	100	0.5	0.1	15
LLUDZS22B	21.54	22.47	5	100	100	0.5	0.1	17
LLUDZS24B	23.72	24.78	5	120	120	0.5	0.1	19
LLUDZS27B	26.19	27.53	5	150	150	0.5	0.1	21
LLUDZS30B	29.19	30.69	5	200	200	0.5	0.1	23
LLUDZS33B	32.15	33.79	5	250	250	0.5	0.1	25
LLUDZS36B	35.07	36.87	5	300	300	0.5	0.1	27

1) Short duration test pulse used to minimize self-heating effect

2) The zener impedance (Z_{ZT}, Z_{ZK}) are measure by superimposing a minute alternating current on the regulated current(I_Z)

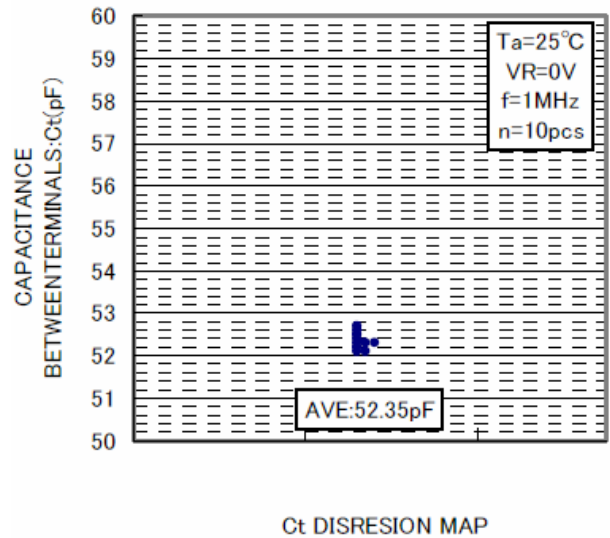
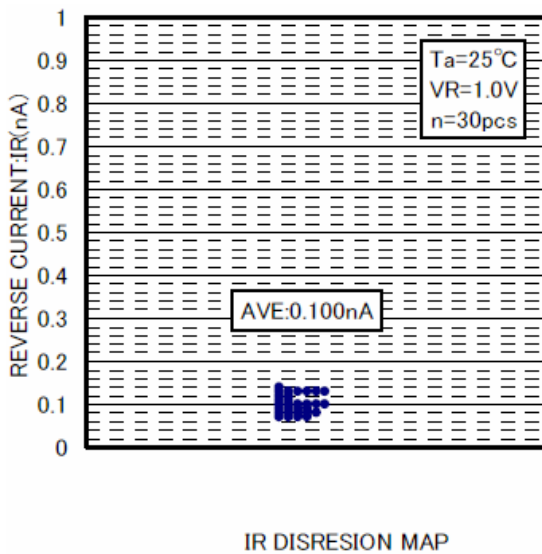
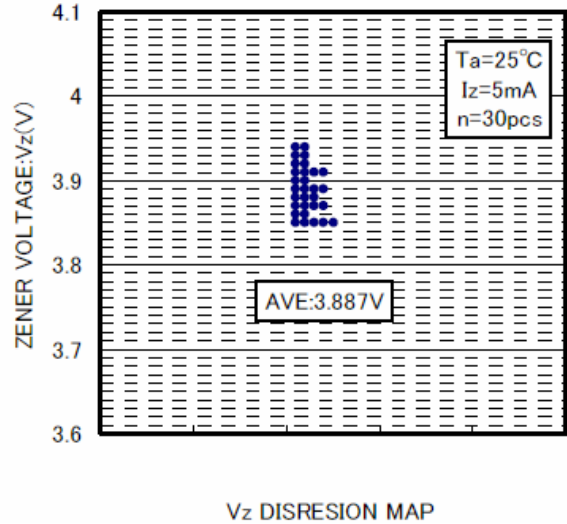
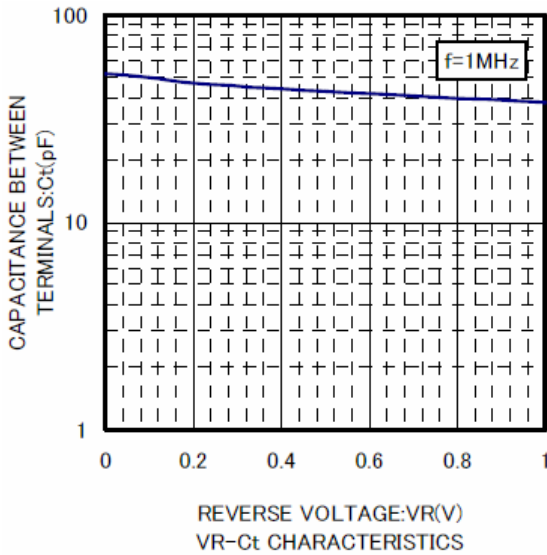
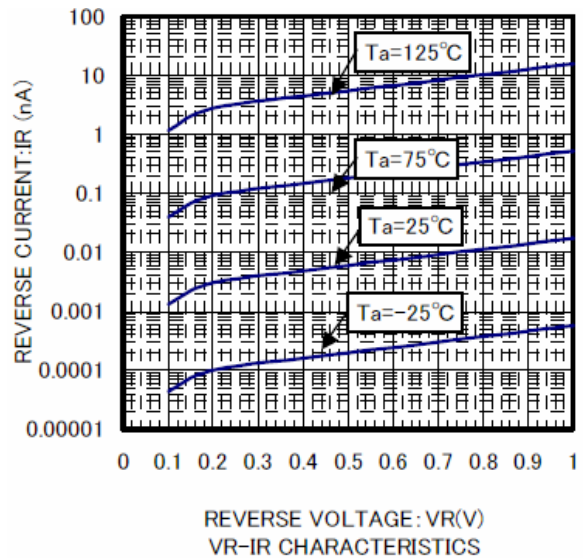
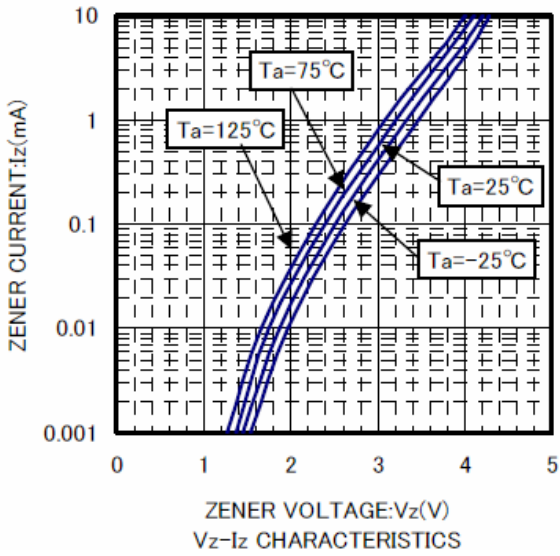
LLUDZS3.6B THRU LLUDZS36B

Characteristics ($T_J=25$ unless otherwise specified)



LLUDZS3.6B THRU LLUDZS36B

Characteristics ($T_j=25$ unless otherwise specified)





TM

Micro Commercial Components

*****IMPORTANT NOTICE*****

Micro Commercial Components Corp. reserves the right to make changes without further notice to any product herein to make corrections, modifications, enhancements, improvements, or other changes. *Micro Commercial Components Corp.* does not assume any liability arising out of the application or use of any product described herein; neither does it convey any license under its patent rights, nor the rights of others. The user of products in such applications shall assume all risks of such use and will agree to hold *Micro Commercial Components Corp.* and all the companies whose products are represented on our website, harmless against all damages.

*****APPLICATIONS DISCLAIMER*****

Products offer by *Micro Commercial Components Corp.* are not intended for use in Medical, Aerospace or Military Applications.